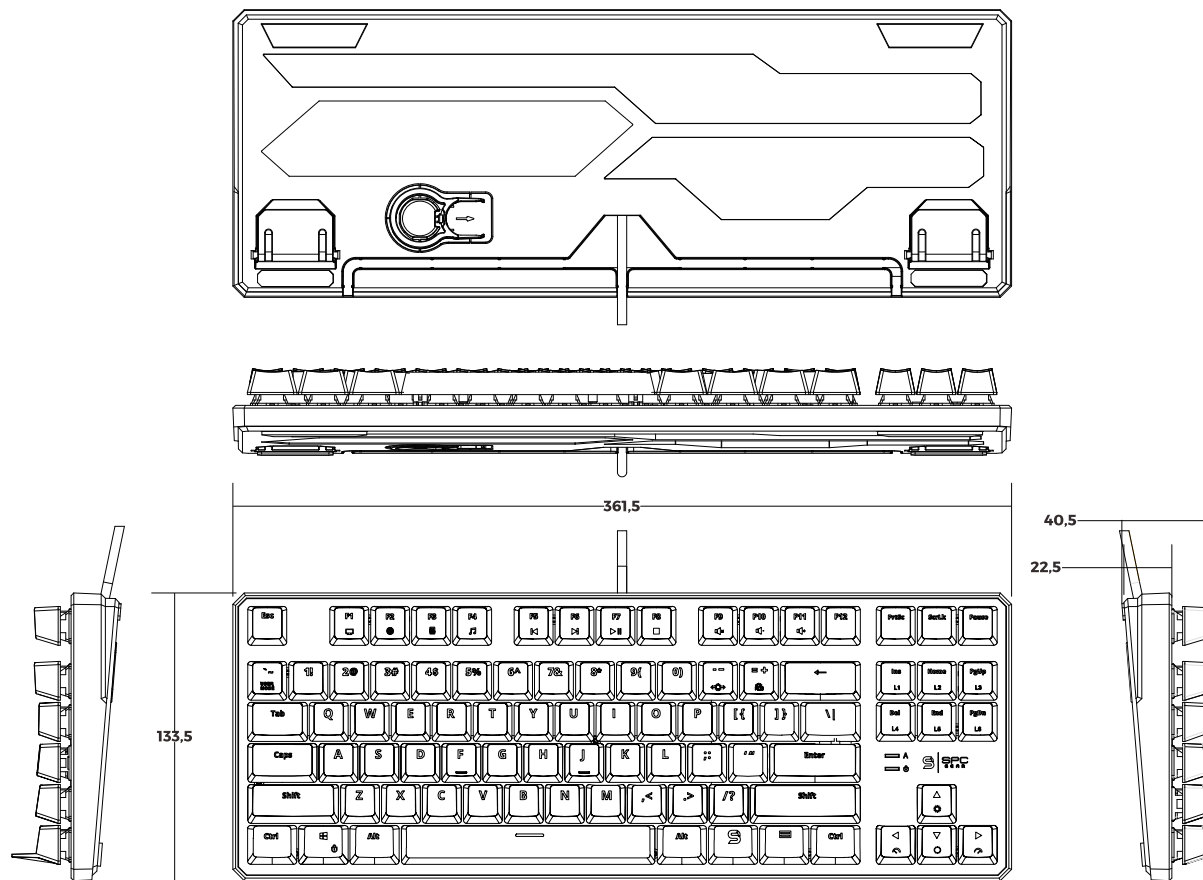




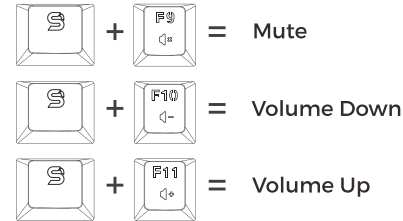
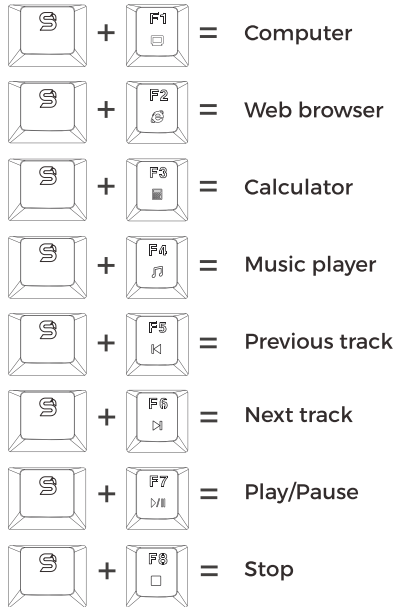
# GK530

TOURNAMENT KAILH   
MECHANICAL GAMING KEYBOARD

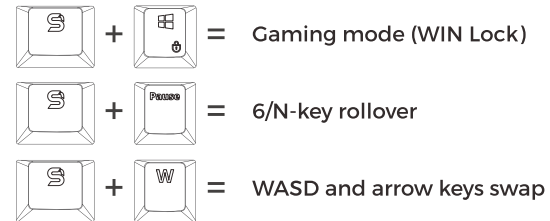
USER'S GUIDE



## SOFTWARE/MULTIMEDIA KEYS

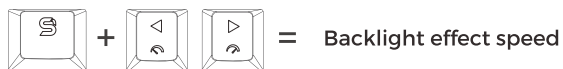
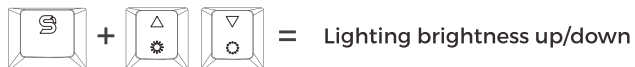


### HOTKEYS

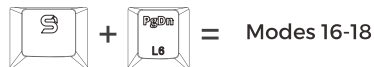
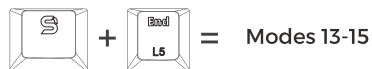
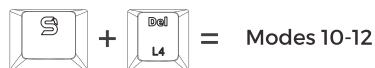
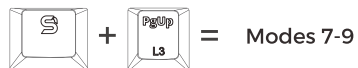
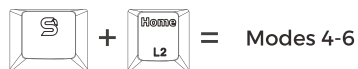
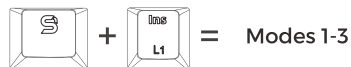


# BACKLIGHT EFFECTS

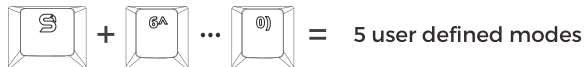
## BACKLIGHT CONTROL



## 18 BACKLIGHT EFFECTS



## 10 CUSTOM BACKLIGHT MODES FOR DIFFERENT GAMES



## CREATING A CUSTOM BACKLIT MODE

1. Press **FN** (SPC Gear logo key) + **1-0** to choose 1 of 10 custom modes.
2. Press **FN** + **~** to start defining custom backlit – **PrtSc** will start blinking indicating backlit colour. Switch between colours using **FN** + **=** (**RGB**) and select the keys for each colour. You can switch off key LED completely while **PrtSc** is not blinking.
3. Press **FN** + **~** to save custom mode.

## MACRO KEYS

1. Under gaming mode (**FN** + **Win**) press **FN** + **Esc**. **Win** and **Esc** keys led will be backlit.
2. Select any key for defining macro by pressing **FN** + chosen key. When led starts to blink, choose the required key sequence.
3. Press **FN** + chosen key to save macro. Press **FN** + **Esc** to exit macro.

## FACTORY RESET

Press **FN** + **Esc**. Immediately after that, press **F1** + **F3** + **F5** .



SFC  
GEAR